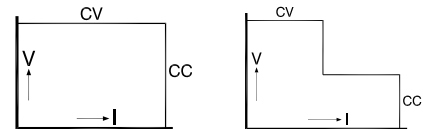


SM3300 Series

3300 W DC POWER SUPPLIES



Features

- Designed for long life at full power
- Excellent dynamic response to load changes
- Protected against all overload and short circuit conditions
- EMC surpasses CE requirements: low emission & high immunity
- Low audible noise: fans are temperature controlled

Functionalities

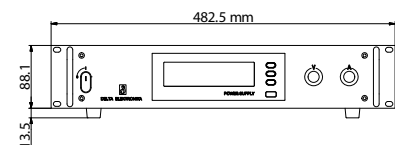
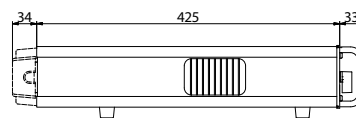
- Operation on single and three phase input voltages
- Standard Ethernet interface, LXI class C
- Large user display, menu driven operation
- Durable digital encoders for voltage and current adjustment
- Plug and play optional interfaces
- USB input for exchange of settings and wave forms

Models	Voltage range	Current range
SM 18 - 220	0 - 18 V	0 - 220 A
SM 66 - AR - 110	0 - 33 V	0 - 110 A
Autoranging output	0 - 66 V	0 - 55 A
SM 330 - AR - 22	0 - 165 V	0 - 22 A
Autoranging output	0 - 330 V	0 - 11 A
SM 660 - AR - 11	0 - 330 V	0 - 11 A
Autoranging output	0 - 660 V	0 - 5.5 A

Dimensions and Weight

Width = 19"
Height = 2 U

Weight = 15 kg




Specifications

- Single and Three phase input : 180-528 V AC (single or three phase 48-62 Hz) derating at low input voltage
- Active Power Factor Correction (PFC) : up to 0.99 (at 100 % load)
- Efficiency : up to 90% (at full load)
- Output ripple and spikes : from 1.6mV_{rms} / 8mV_{pp}
- Regulation : from 5 mV (0-100% load step)
- Recovery time : from 100 μs (50-100% load step)
- Programming speed : from 7 ms (10-90%), optional from 0.3 ms
- Output voltage and current stability : from 4.10⁻⁵ / 10.10⁻⁵
- MTBF : 500.000 hrs
- Operating ambient temperature : -20 to +50 °C

Standards

- Power supply standard EN 61204-3
- Generic Emission EN 61000-6-3 (EN55022B)
- Generic Immunity EN 61000-6-2
- Safety EN 60950 / EN 61010
- Insulation input / output 3750 V_{rms}
- Enclosure IP20

 The specifications are preliminary and subject to changes



Typical Applications

- Solar Inverter testing, PV-simulation
- Car test systems
- ATE in industrial production lines
- Plasma chambers
- Automotive battery simulation
- Controlled battery (dis)charging
- Lasers
- Driving PWM-controlled DC-motors
- Accurate current sources
- Aerospace and military equipment

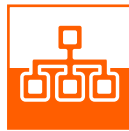
Standard Features



Digital Voltage and Current Setting

Reliable, longlife digital encoders are implemented at the front panel. Includes total front panel

lock (also for CV / CC-knobs) and a coarse or fine pitch adjustment depending on the turning speed.



Ethernet Controller

A 16 bit Ethernet interface for programming and monitoring.



Sequencer

Arbitrary Waveform generator or stand-alone automation.

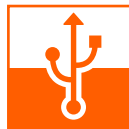


More information about this:
Page 21



High Voltage Isolation

A higher output isolation allows series operation up to 1200 V.



USB-Input

Front panel USB-input for exchange of settings and waveforms.

Available Options



Software Control and Interfaces

Field installable interfaces:

- PROFIBUS controller
- CANBUS controller
- RS232 controller
- IEEE488 controller
- Isolated Analog Programming
- Master / Slave controller



High Speed Programming

A 10 to 20 times higher programming speed (down to 0.3 ms rise time at full load) and

lower output capacitance. Excellent for laser applications, test systems or as current source with low parallel capacitance as used in plasma chambers.



Two-Quadrant Output: Power Sink

Two quadrant operation maintains the output voltage constant regardless the output power is

positive or negative. Ideal for PWM-speed controlled DC-motors and ATE systems.



Note: standard no analog interface

See our website for details about the new interfaces specifically for SM3300 (interfaces in this catalog are not compatible with SM3300).